

Serandibsoft

පෙක්කප්පු

Sinhala Unicode <> Office converter
2013



“The first ever software made in Sri Lanka that will allow you to convert your Sinhala Office documents to Unicode Documents and vice versa.”

Overview

“පෙන්නප්පු”

Is a program that allows you to easily convert Sinhala Office documents that are written in Sinhala legacy font to Unicode format (Standard Sinhala letters that can be recognized in any modern computer all over the world) and vice versa.

Now you can easily convert your Sinhala Office written documents to Unicode format and publish them on the internet. It will save you much more time and effort. You will only have to type your Sinhala document only once and with the help of පෙන්නප්පු you can publish it anywhere without retyping your content.

Also you can easily convert Sinhala documents that are available on the internet (Written in Unicode format) for an Office document with any pre-specified Sinhala Legacy font. It'll only Takes seconds.

Do you have problems with viewing Films in televisions with Sinhala subtitles? Most of the Televisions are not compatible with the Sinhala Unicode format. So you have to convert that Unicode subtitle file for a subtitle file that is written in a custom Sinhala font.

The solution is here...

Convert that subtitle file using පෙන්නප්පු and easily embed the Sinhala font you used with a help of a good subtitles editor.

Finally thank you for installing “පෙන්නප්පු” Unicode < >Office text converter in your computer. You can go through the next help tips for getting familiar with this.

❖ Installing “පෙත්තප්පු”

You can download the latest version of this “පෙත්තප්පු” Software from <http://serandibsoft.com/peththappu> if you haven't Any Installation files yet.

Simply double click that setup file and go through the steps. And that's all.

The “පෙත්තප්පු” icon will be shown on your desktop.



Peththappu icon

❖ Introduction to the User Interface

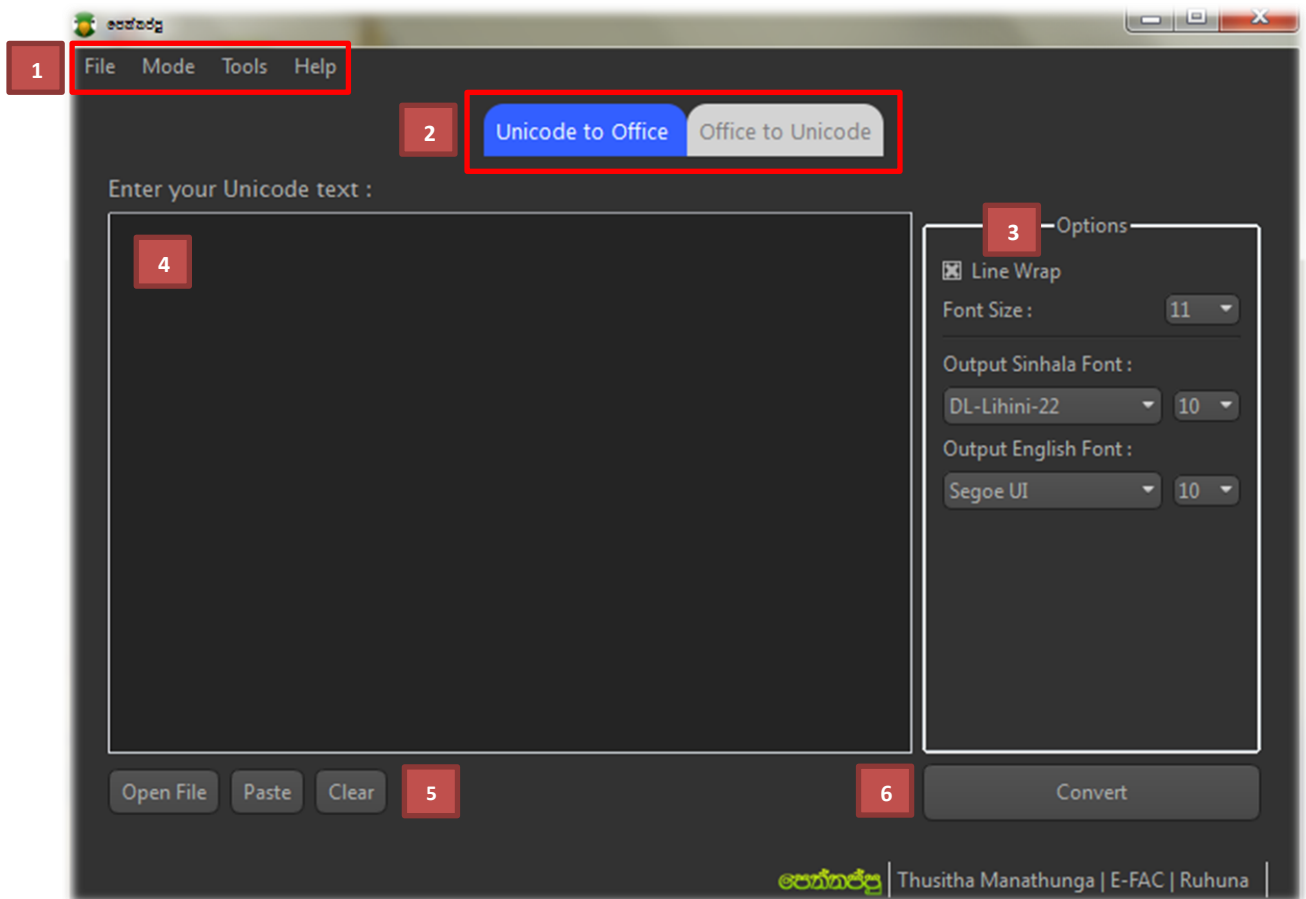


Figure 1 : Introduction to user interface

1 **Menu bar**

File Menu >> Open file:

Open new document/file into the converter. You can choose either Unicode to Office or Office to Unicode mode and also you can drag and drop any text document into the (4) text field.

File Menu >> Clear all:

You can clear all existing data by clicking on this. Be careful. If you cleared once there's no option to recover that text.

File Menu >> Exit:

Quit the application

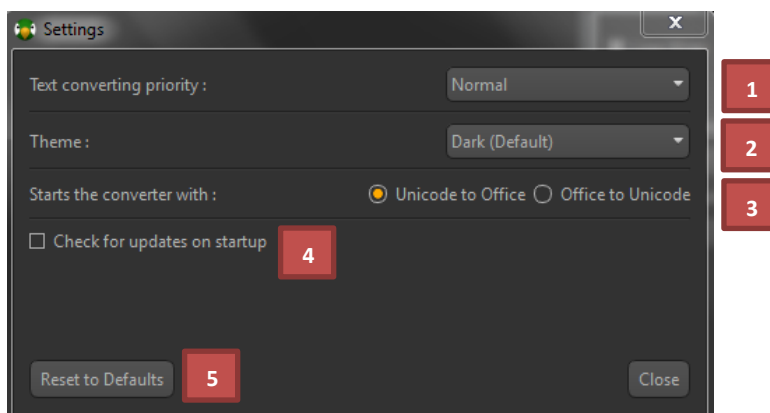
Mode Menu >> Unicode to Office:

If you checked this mode you have to input Sinhala Unicode text and the output will be in Office mode. You can select this mode also by clicking on the tab bar seen as number (2).

Mode Menu >> Office to Unicode:

If you checked this mode you have to input Sinhala Office text and the output will be in Unicode mode. You can select this mode also by clicking on the tab bar seen as number (2).

Tools Menu >> Options:



1 : Choose the text converting priority. If you have to convert large files, it'll good to choose highest priority and if not choose normal. You can change the mode according to your needs.

2 : Select the theme of the application. You can switch between many themes and also you can add much more themes by visiting <http://serandibsoft.com/peththappu> . It's good to restart the application after you apply a theme. It'll give you the best appearance.

3 : Choose the startup converting mode.

4 : Check whether the updates must be check when the application starts. It's good to have this option checked. Because it'll remind you when new version of the "Peththappu" is available.

5 : Reset all the settings to default state. If you want to reset all the available preferences you can do that by clicking this button.

[Help Menu >>](#)

View help, about and do many extra tasks as seen on the Menu.

2 **Converting mode selection bar >>**

By choosing the appropriate converting method you can easily accomplish your tasks with single typed and multi texted. You need to write your document only once. It may be an Office or Unicode document. But it won't be matter. පෙත්තප්පු will convert your document as you wish.

3 **Options editor >>**

You can customize your all options from here. It'll only need some few clicks. For the each converting method you can edit options like default font, font size, Output font types, line wrap, rich text acceptance and etc.

4 **Your text goes here >>**

You can drag and drop a document into here or write a new document from scratch. Also any opened document will show in this area and text editor options can be customized from the options editor area.

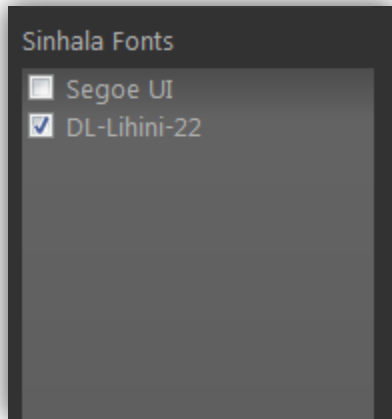
5 **Easy navigation >>**

These buttons will speed your works and it'll comfort your working ability. You can quickly open a document, clear the text or paste any pre copied text into the converter by using there buttons. They will need only just single mouse click.

6 **Convert it >>**

After you loading your document if you satisfy with the current contents you can go to the converting step. Otherwise make the changes before you convert.

Note:



If you're in the Office to Unicode converting mode please make sure that you checked all the Sinhala fonts before you're going to convert. Because the fonts you checked will only be considered as Sinhala and other will convert as English.

When you use Office to Unicode mode, please make sure that all the Sinhala fonts are in the Standard format before you are going to convert.

For an Example:



Fig 01



Fig 02

In the above figures only the Fig 02 is considered as a correct letter by Converter. So the letters like in Fig 01 may not be converted correctly. So before you convert in Office to Unicode mode, please aware of that.

If you want to type real time smoothie Sinhala fonts with quick speed please install **Pencil real-time Singlish Word Processor** in your computer.

Please visit

<http://www.serandibsoft.com/pencil-350835363505353035233517.html>

For more details.

❖ Further Details

If you have any further problems with this Software please send them to our Email address support@serandibsoft.com.

You can get update with new versions of this software by visit our official website <http://serandibsoft.com/peththappu>

Enjoy !

All rights reserved to Serandibsoft
Thusitha Manathunga
13th Batch
Faculty of Engineering
University of Ruhuna
Sri Lanka
2013